

Technical data of the standard rotary actuators HSG 01 to HSG 06

Page 1 of 2
Status 2009-10-05

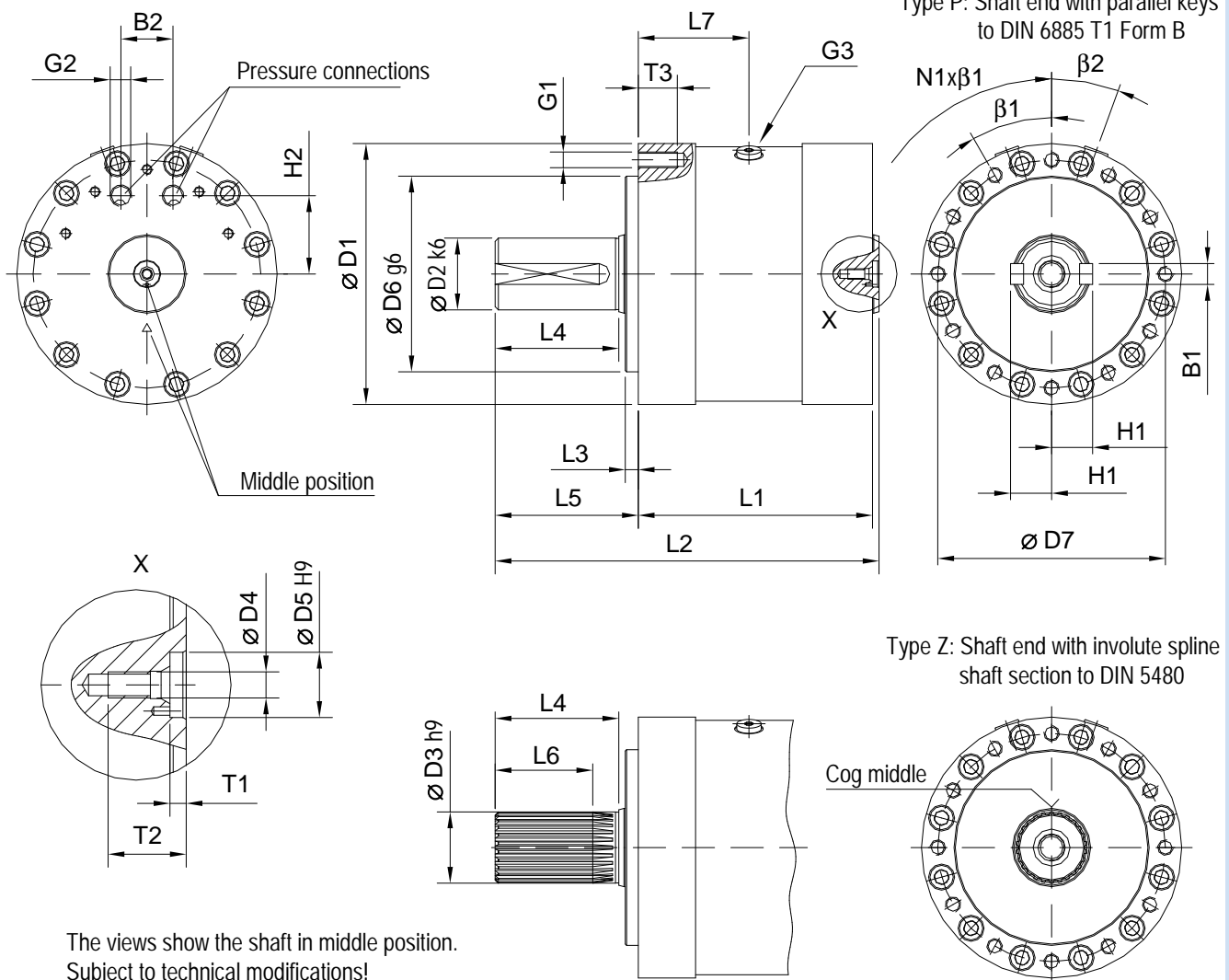
hense

systeme

Fluid Drive Systems
Rotary Actuators
Rotary Lift Systems
Test Stand Technology (Torsion)

Technical data		BG	01	02	03	04	05	06
theor. specific torque	M_{sp}	[Nm/bar]	1,19	2,05	3,83	7,88	15,53	28,31
max. operating pressure	$p_{N max}$	[bar]	200	200	200	200	200	200
min. operating pressure	$p_{M min}$	[bar]	10	10	10	10	10	10
max. angle of rotary	φ_{max}	[grd.]	250	250	250	250	260	270
max. radial force	$F_{r max}$	[kN]	1,0	1,4	2,5	3,5	5,0	10,0
max. axial force	$F_{ax max}$	[kN]	1,0	1,25	1,5	2,0	2,5	5,0
specific swept volume	v_{sp}	[cm ³ /grd.]	0,21	0,36	0,67	1,38	2,71	4,94
weight ca.	m	[kg]	4,6	7,5	12,0	25,5	42,5	78,0

Subject to technical modifications!



The views show the shaft in middle position.
Subject to technical modifications!

Limited partnership:
Hense Systemtechnik GmbH & Co. KG
Reg. Office: Flottmannstr. 55, 44807 Bochum
Bochum District Court, HRA 4063
VAT ID No.: DE 812782196
Tax No.: 306/5714/1185

General partner:
Hense Beteiligungsgesellschaft mbH
Reg. Office: Flottmannstr. 55, 44807 Bochum
Bochum District Court, HRB 4080

Communication:
Telephone: 0234-95388-0
Fax Sales: 0234-95388-20
Fax Purchasing: 0234-95388-50
Mail: service@hense-systeme.de
Web: www.hense-systeme.de

Managing Directors:
Dipl. Ing.
Dipl. Wirtsch. Ing.
Frank Hense

Bank details:
Commerzbank AG Bochum
Bank code 430 400 36
Acc. No.: 2 11 82 06
IBAN: DE07 4304 0036 0211 8206 00
BIC: COBADEFFXXX


Technical data of the standard rotary actuators HSG 01 to HSG 06

Page 2 of 2
Status 2009-10-05

hense

systeme

Fluid Drive Systems
Rotary Actuators
Rotary Lift Systems
Test Stand Technology (Torsion)



Measurement table	BG	01	02	03	04	05	06
B1	[mm]	6	8	10	14	16	20
B2	[mm]	25	25	25	40	40	48
D1	[mm]	95	115	130	175	200	240
D2	[mm]	22	30	35	45	55	75
D3	[mm]	21,75	29,75	34,75	44,6	54,6	74,4
D4	---	M 5	M 6	M 8	M 8	M 8	M12
D5	[mm]	10	16	20	20	20	30
D6	[mm]	65	75	90	120	150	170
D7	[mm]	80	95	110	150	175	210
G1	---	M 6	M 8	M 8	M12	M12	M16
G2	---	G1/4	G1/4	G1/4	G3/8	G3/8	G1/2
G3	---	---	---	---	---	G1/4	G1/4
H1	[mm]	13,5	18,0	20,5	26,0	31,5	42,0
H2	[mm]	27,5	33,5	36,0	47,0	60,0	73,0
L1	[mm]	85	95	120	140	180	230
L2	[mm]	134	153	191	240	295	355
L3	[mm]	5	5	5	10	10	10
L4	[mm]	36	45	58	80	95	105
L5	[mm]	45	54	67	95	110	120
L6	[mm]	25	30	40	60	75	80
L7	[mm]	---	---	---	---	85	110
N1	---	10	10	10	10	12	12
T1	[mm]	6	5	5	5	5	8
T2	[mm]	14	21	24	24	24	36
T3	[mm]	15	15	15	25	30	35
β1	[grd.]	36	36	36	36	30	30
β2	[grd.]	---	---	---	---	20	19

Subject to technical modifications!

Limited partnership:
Hense Systemtechnik GmbH & Co. KG
Reg. Office: Flottmannstr. 55, 44807 Bochum
Bochum District Court, HRA 4063
VAT ID No.: DE 812782196
Tax No.: 306/5714/1185

General partner:
Hense Beteiligungsgesellschaft mbH
Reg. Office: Flottmannstr. 55, 44807 Bochum
Bochum District Court, HRB 4080

Communication:
Telephone: 0234-95388-0
Fax Sales: 0234-95388-20
Fax Purchasing: 0234-95388-50
Mail: service@hense-systeme.de
Web: www.hense-systeme.de

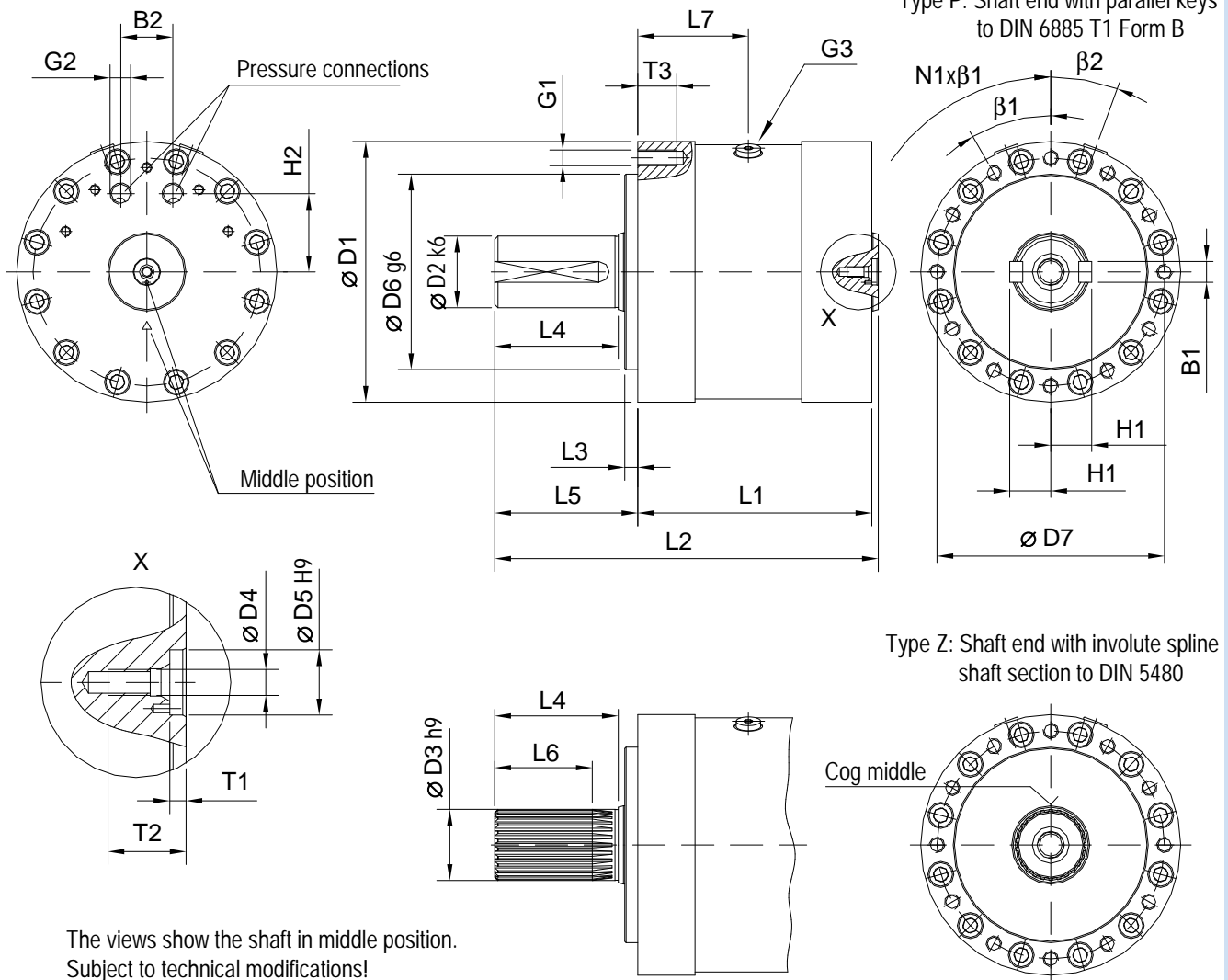
Managing Directors:
Dipl. Ing.
Dipl. Wirtsch. Ing.
Frank Hense

Bank details:
Commerzbank AG Bochum
Bank code 430 400 36
Acc. No.: 2 11 82 06
IBAN: DE07 4304 0036 0211 8206 00
BIC: COBADEFFXXX

Technical data of the standard rotary actuators HSG 07 to HSG 11

Technical data		BG	07	08	09	10	11
theor. specific torque	M_{sp}	[Nm/bar]	55,13	98,9	164,6	275,4	468,8
max. operating pressure	$p_{N max}$	[bar]	160	160	160	120	120
min. operating pressure	$p_{M min}$	[bar]	10	10	10	10	10
max. angle of rotary	φ_{max}	[grd.]	280	290	290	290	290
max. radial force	$F_{r max}$	[kN]	15,0	20,0	25,0	30,0	40,0
max. axial force	$F_{ax max}$	[kN]	7,5	10,0	12,5	15,0	20,0
specific swept volume	v_{sp}	[cm ³ /grd.]	9,62	17,26	28,73	48,07	81,82
weight ca.	m	[kg]	125	245	350	450	760

Subject to technical modifications!




Technical data of the standard rotary actuators HSG 07 to HSG 11

Page 2 of 2
Status 2009-10-05

hense

systeme

Fluid Drive Systems
Rotary Actuators
Rotary Lift Systems
Test Stand Technology (Torsion)



Measurement table	BG	07	08	09	10	11
B1	[mm]	25	32	32	36	40
B2	[mm]	48	60	60	75	75
D1	[mm]	280	350	385	420	520
D2	[mm]	95	120	130	140	170
D3	[mm]	94,4	119,0	129,0	139,0	169,0
D4	---	M12	M12	M16	M16	M16
D5	[mm]	30	30	40	40	40
D6	[mm]	200	250	280	300	400
D7	[mm]	250	310	345	380	460
G1	---	M16	M20	M20	M20	M24
G2	---	G1/2	G3/4	G3/4	G1	G1
G3	---	G1/4	G1/4	G1/4	G1/4	G1/4
H1	[mm]	52,5	67,0	72,0	78,0	94,0
H2	[mm]	90,0	115,0	125,0	140,0	165,0
L1	[mm]	275	340	415	475	520
L2	[mm]	425	540	650	715	800
L3	[mm]	10	15	15	20	20
L4	[mm]	130	165	200	200	240
L5	[mm]	145	190	225	230	270
L6	[mm]	100	130	160	160	190
L7	[mm]	132,5	162,5	200,0	227,5	250,0
N1	---	12	12	16	16	16
T1	[mm]	8	8	10	10	10
T2	[mm]	36	36	46	46	46
T3	[mm]	40	40	50	50	55
β1	[grd.]	30,0	30,0	22,5	22,5	22,5
β2	[grd.]	18	15	15	15	15

Subject to technical modifications!

Limited partnership:
Hense Systemtechnik GmbH & Co. KG
Reg. Office: Flottmannstr. 55, 44807 Bochum
Bochum District Court, HRA 4063
VAT ID No.: DE 812782196
Tax No.: 306/5714/1185

General partner:
Hense Beteiligungsgesellschaft mbH
Reg. Office: Flottmannstr. 55, 44807 Bochum
Bochum District Court, HRB 4080

Communication:
Telephone: 0234-95388-0
Fax Sales: 0234-95388-20
Fax Purchasing: 0234-95388-50
Mail: service@hense-systeme.de
Web: www.hense-systeme.de

Managing Directors:
Dipl. Ing.
Dipl. Wirtsch. Ing.
Frank Hense

Bank details:
Commerzbank AG Bochum
Bank code 430 400 36
Acc. No.: 2 11 82 06
IBAN: DE07 4304 0036 0211 8206 00
BIC: COBADEFFXXX